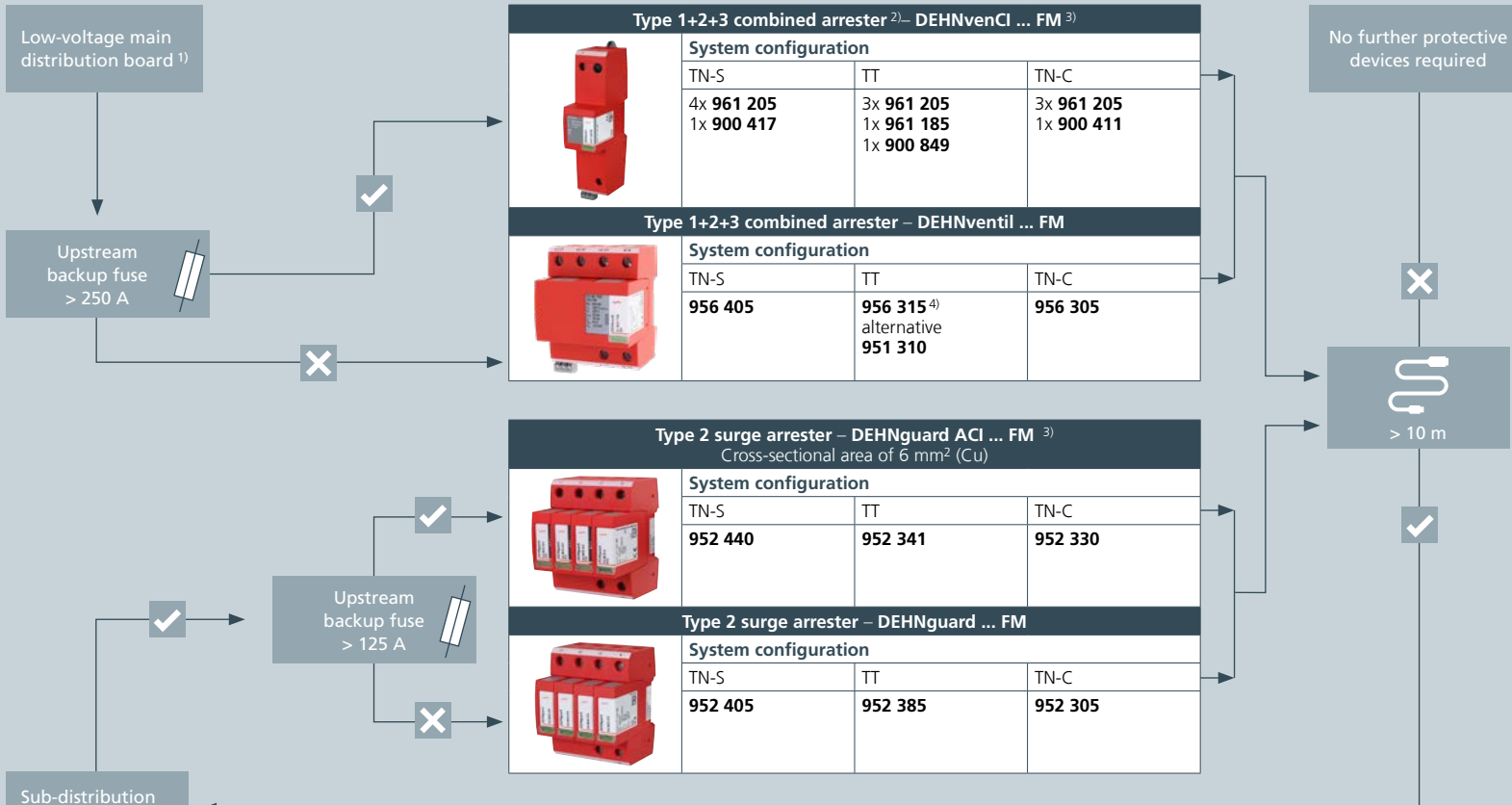


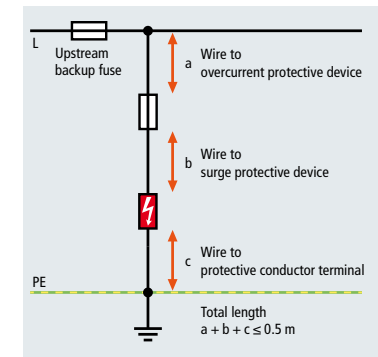
Selection matrix – Industrial buildings lightning current and surge protective devices for power supply systems **Red / Line**



Type 1+2+3 combined arrester ²⁾ – DEHNvenCI ... FM ³⁾			
System configuration			
TN-S	TT	TN-C	
4x 961 205 1x 900 417	3x 961 205 1x 961 185 1x 900 849	3x 961 205 1x 900 411	
Type 1+2+3 combined arrester – DEHNventil ... FM			
System configuration			
TN-S	TT	TN-C	
956 405	956 315 ⁴⁾ alternative 951 310	956 305	
Type 2 surge arrester – DEHNguard ACI ... FM ³⁾ Cross-sectional area of 6 mm ² (Cu)			
System configuration			
TN-S	TT	TN-C	
952 440	952 341	952 330	
Type 2 surge arrester – DEHNguard ... FM			
System configuration			
TN-S	TT	TN-C	
952 405	952 385	952 305	

Installation notes

Comply with maximum cable length
According to IEC 60364-5-53, it is important to ensure that the total length of all lines between the connection points of the SPD combination does not exceed a value of 0.5 m. This specification applies to the cable length including the backup fuse.
Tip: Cable length a need not be taken into account when using DEHNvenCI and DEHNguard ACI, both products without an additional backup fuse.



Type 3 surge arrester				
DEHnrail M ... FM³⁾	DEHNflex	DEHNflex	DEHNsafe	SFL PRO 6x 19"
Three phase current up to 25 A	Alternating current up to 25 A	Alternating current up to 16 A	Alternating current up to 16 A	Alternating current up to 16 A installation in 19" systems
953 405	953 205	924 396	924 370	909 251

Detailed selection is quick and easy with our online configurators:




More information at:
de.hn/8xpVg

✓ Yes
✗ No

Cable length to the equipment
> 10 m

¹⁾ Same product selection regardless of the lightning protection system
²⁾ Protective effect
³⁾ without additional backup fuse (earth-fault and short-circuit-proof installation necessary)
⁴⁾ available from Q2/2024



Selection matrix – Industrial buildings lightning current and surge protective devices for telecommunications **Yellow/Line**



KNX	
	BLITZDUCTORconnect ML2 B 180 927 210 $U_C = 180V DC$ $I_L = 1.2A$ TYPE 1 P1
	DEHNbox TC B 180 922 220 $U_C = 180V DC$ $I_L = 1A$ TYPE 1 P2
	BLITZDUCTOR XT ML2 B 180¹⁾ 920 211 $U_C = 180V DC$ $I_L = 1.2A$ TYPE 1 P1
	BUStector 24 925 001 $U_C = 45V DC$ $I_L = 6A$ TYPE 2

Two-wire bus systems Profibus, Modbus RTU, RS 485, CAN Bus	
	BLITZDUCTORconnect ML2 BD HF 5 927 271 $U_C = 8.5V DC$ $I_L = 750mA$ TYPE 1 P1
	BLITZDUCTOR XT ML4 BD HF 5¹⁾ 920 371 $U_C = 6.0V DC$ $I_L = 1.0A$ TYPE 1 P1

Ethernet interfaces BACnet, Profinet, Modbus TCP	
	DEHNpatch CL8 EA 4PPOE 929 161 $U_C = 3.3V DC$, $U_{C, PoE} = 58V DC$ $I_L = 1.5A$, $f_G = 500MHz$ TYPE 1 P2



Analogue signal with/without auxiliary power (up to max. 33V DC / 23.3V AC)	
	BLITZDUCTORconnect ML2 BE 24 927 224 $U_C = 33V DC / 23.3V AC$ $I_L = 0.75A$ TYPE 1 P1
	BLITZDUCTOR XT ML4 BE 24¹⁾ 920 324 $U_C = 33V DC / 23.3V AC$ $I_L = 0.75A$ TYPE 1 P1

Damper and valve actuators (up to max. 45V DC / 31V AC)	
	BLITZDUCTOR XT ML4 BE 36¹⁾ 920 336 $U_C = 45V DC / 31V AC$ $I_L = 1.8A$ TYPE 1 P1

Temperature measurement (PT 100, PT 1000, Ni 1000, NTC, PTC)	
	BLITZDUCTOR XT ML4 BC 24¹⁾ 920 354 $U_C = 33V DC / 23.3V AC$ $I_L = 0.75A$ TYPE 1 P1



Video security systems / IP cameras	
	DEHNpatch CL8 EA 4PPOE 929 161 $U_C = 3.3V DC$, $U_{C, PoE} = 58V DC$ $I_L = 1.5A$, $f_G = 500MHz$ TYPE 1 P2
	DEHNpatch outdoor CLE IP66 929 221 $U_C = 60V DC$, $I_L = 1A$ $f_G = 250MHz$ TYPE 2 P1

Burglar alarm systems (e.g. 12V DC operating voltage)	
	BLITZDUCTORconnect ML2 BD 12²⁾ 927 242 $U_C = 15V DC / 10.6V AC$ $I_L = 0.75A$ TYPE 1 P1
	BLITZDUCTOR XT ML2 BD S 12^{1), 2)} 920 242 $U_C = 15V DC / 10.6V AC1)$ $I_L = 1.0A$ TYPE 1 P1

Fire alarm systems (e.g. ring, loop and stub line)	
	BLITZDUCTOR XT ML2 BD S 48^{1), 2)} 920 245 $U_C = 54V DC / 38.1V AC$ $I_L = 1.0A$ TYPE 1 P1
	BLITZDUCTOR XT ML2 BE S 24^{1), 2)} 920 224 $U_C = 33V DC / 23.3V AC$ $I_L = 0.75A$ TYPE 1 P1

Fire brigade peripherals (e.g. FBKD, release element, FIOS)	
	BLITZDUCTOR XT ML2 BD S 24¹⁾ 920 344 $U_C = 45V DC / 31V AC$ $I_L = 1.8A$ TYPE 1 P1

Voice alarm systems (VAS)	
	DEHNVARIO 2 BY S 150 FM 928 430 $U_C = 150V DC$, $I_L = 10A$ TYPE 1 P2



VDSL, VVDSL, G.Fast	
	BLITZDUCTORconnect ML2 B 180 927 210 $U_C = 180V DC$ $I_L = 1.2A$ TYPE 1 P1
	DEHNrapid LSA 10 B 180 FSD 907 401 $U_C = 180V DC$ $I_L = 0.4A$ TYPE 1 C
	BLITZDUCTOR XT ML2 B 180¹⁾ 920 211 $U_C = 180V DC$ $I_L = 1.2A$ TYPE 1 P1
	DEHNbox TC B 180 922 220 $U_C = 180V DC$ $I_L = 1A$ TYPE 1 P2

Network	
	DEHNpatch CL8 EA 4PPOE 929 161 $U_C = 3.3V DC$, $U_{C, PoE} = 58V DC$ $I_L = 1.5A$, $f_G = 500MHz$ TYPE 1 P2
	DEHNpatch outdoor CLE IP66 929 221 $U_C = 60V DC$, $I_L = 1A$ $f_G = 250MHz$ TYPE 2 P1

	Visual indication
	Wall mounting
	Pole mounting
	Arrester on LSA disconnection block
	IP66 (outdoor use)
	¹⁾ In combination with base part BXT BAS, 920 300 ²⁾ Manufacturer-specific deviations possible